
Android PID – Podio

This document contains detailed information for the PID (Project Initiation Document) to capture basic information needed to correctly define and plan the project.

1.01 // App Version no. (for Google Play)

The version number of the app you are adding. Numbering should follow software versioning conventions.

If a specific version number is preferred, please add the app version number.

1.02 // App Name (Google play)

The name are displayed in Google Play Store

1.03 // App Name (Device home screen)

The name are displayed on your device home screen

1.04 // Language

Please select default main language for you app.

1.05 // Categories in App Store (Max 2, 1 required)

Please select categorie(s) for your app.

In the Google Play Store, users can search for apps in specific category areas.

1.06 // Teaser text for Google Play (max 80 characters) (optional)

Please insert a teaser text for what your readers can expect in the app.

1.07 // Description text for Google Play

A description of your app, detailing features functionality, terms of use, privacy policy etc.

1.08 // Support Info for Google Play (website + e-mail + phone number)

Please provide Google with contact information for the account holder.

1.09 // Privacy Policy URL for Google Play and app

A URL that links to your privacy policy. A privacy policy is required for all apps regards to the GDPR.

2.01 // Single copy - Price Tier

A product that is used once, after which it becomes depleted and must be purchased again.

Please select a price tier for the single copy in the column in the PID.

2.02 // Subscription duration

Auto-renewable subscriptions allow the user to purchase updating and dynamic content for a set duration of time. Subscriptions renew automatically unless the user opts out. Please select duration for your subscription.

2.03 // Subscription Price

The price determines the App Store price and your proceeds. To sell your in-app purchase, you must have a Paid Applications agreement.

3.01 // Publication frequency

How often will publications be published in the app.

3.02 // Text for info screen (in-app)

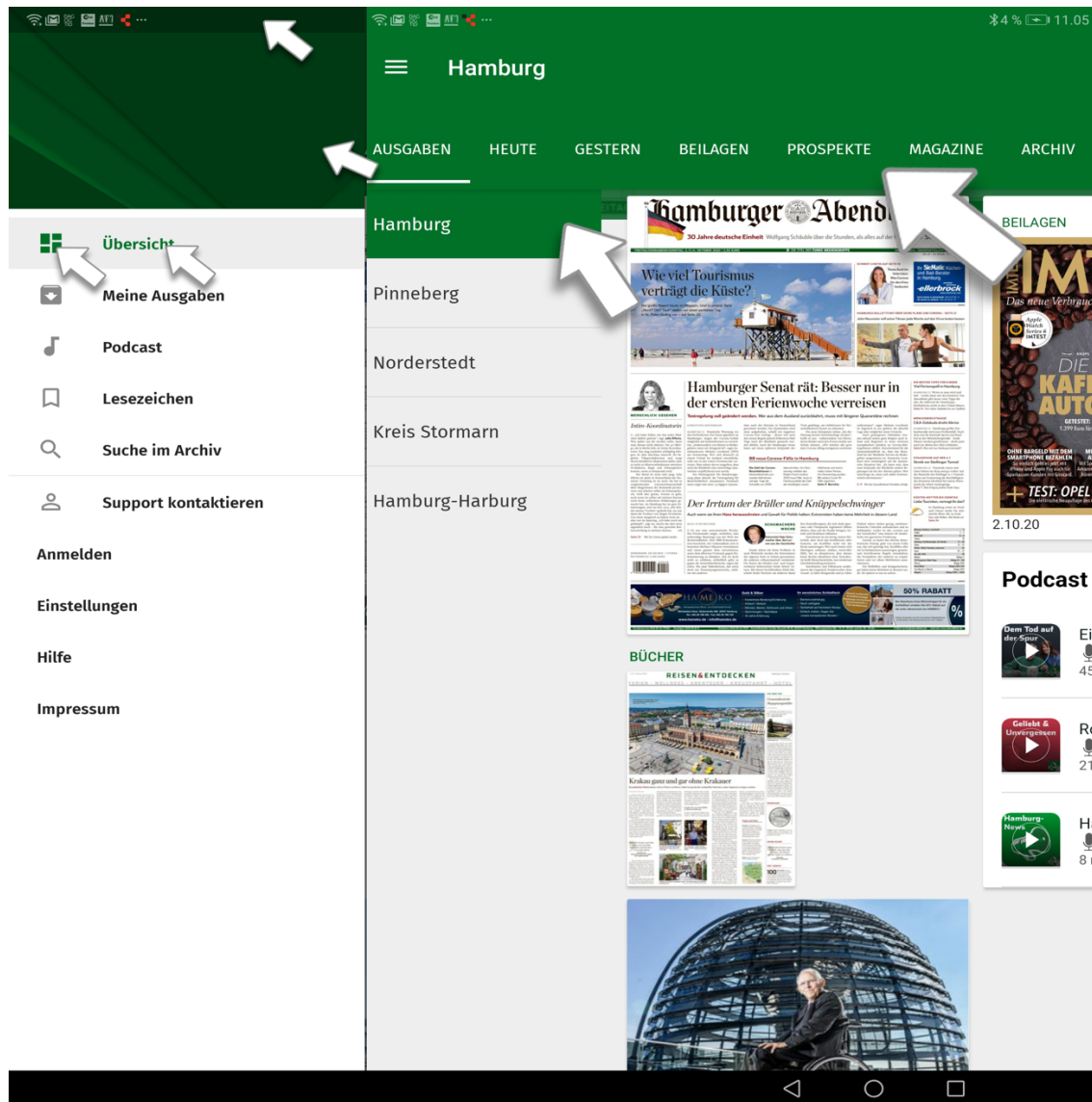
The info screen is information about your organization (intended for youreaders/customers)



Could contain; contact information, address privacy policy, terms of use, other conditions, etc.

3.03 // Main Color Code (HEX)

The main color that is shown in the app



The illustration shows where the main color is applied

3.04 // Action Color Code (HEX)

The color mainly for the input fields.

3.05 // Google Analytics Tracking ID

In order to get tracking on your Visiolink solutions please provide us with a Google Analytics UA-ID

If you have not yet created a UA ID, please see the guide below:

<https://support.visiolink.com/hc/en-us/articles/360025269873-How-to-setup-your-GA-account-existing-new-users->

3.06 // RSS URL

A URL containing a RSS feed is required for setup.
(only necessary if you have purchased the feature)

Following elements are mandatory in your delivery: <https://support.visiolink.com/hc/en-us/articles/360010753873-Guide-to-Live-Feed>

If you have more than 1 RSS feed please send following:

News: <http://www.example.com>, Sport: <http://www.example.com>, etc.

3.07 // Webview URL(s)

Please provide a URL for your webpage (only necessary if you have purchased the feature)

If your app contains, shows, or accesses any third-party content, you must have the rights to it or be permitted to use the content.

4.01 // Test user - Username/password (validation)

Please provide us with test-user to setup the validation.

4.02 // App testers (list Gmails + names)

Please insert information for internal tester.

5.01 // Validation URL + parameters

Please provide URL + parameters if your app have validation

5.02 // Other remarks

If you have supplementary material or anything else, please insert information in this column

6.01 // Logo infoscreen: 100 pixel in height, PNG

Requirements: 100 pixels, minimum height, PNG. Transparent background



Impressum

FUNKE Medien Hamburg GmbH

Hamburger Abendblatt

Großer Burstah 18-32

20457 Hamburg

Verantwortlich für den redaktionellen Inhalt i.S.v. § 55 RStV: Frank Mares

Verantwortlich für Anzeigen: Ulf Kowitz, Dennis Rößler


The illustration shows an example of an info screen with the logo highlighted.

6.02 // App Icon: 512x512 pixels, PNG

Requirements: 512x512 pixels, PNG. No transparency background



Anbefaldt til dig




Annoncer · Foreslået til dig



The illustration shows an example of the app icon in Google Play Store

6.03 // App Icon: 192x192 pixels, PNG




The illustration shows an example of the app icon on the home screen

6.04 // Notification bar icon (white color only): 72x72 pixels (transparent background)



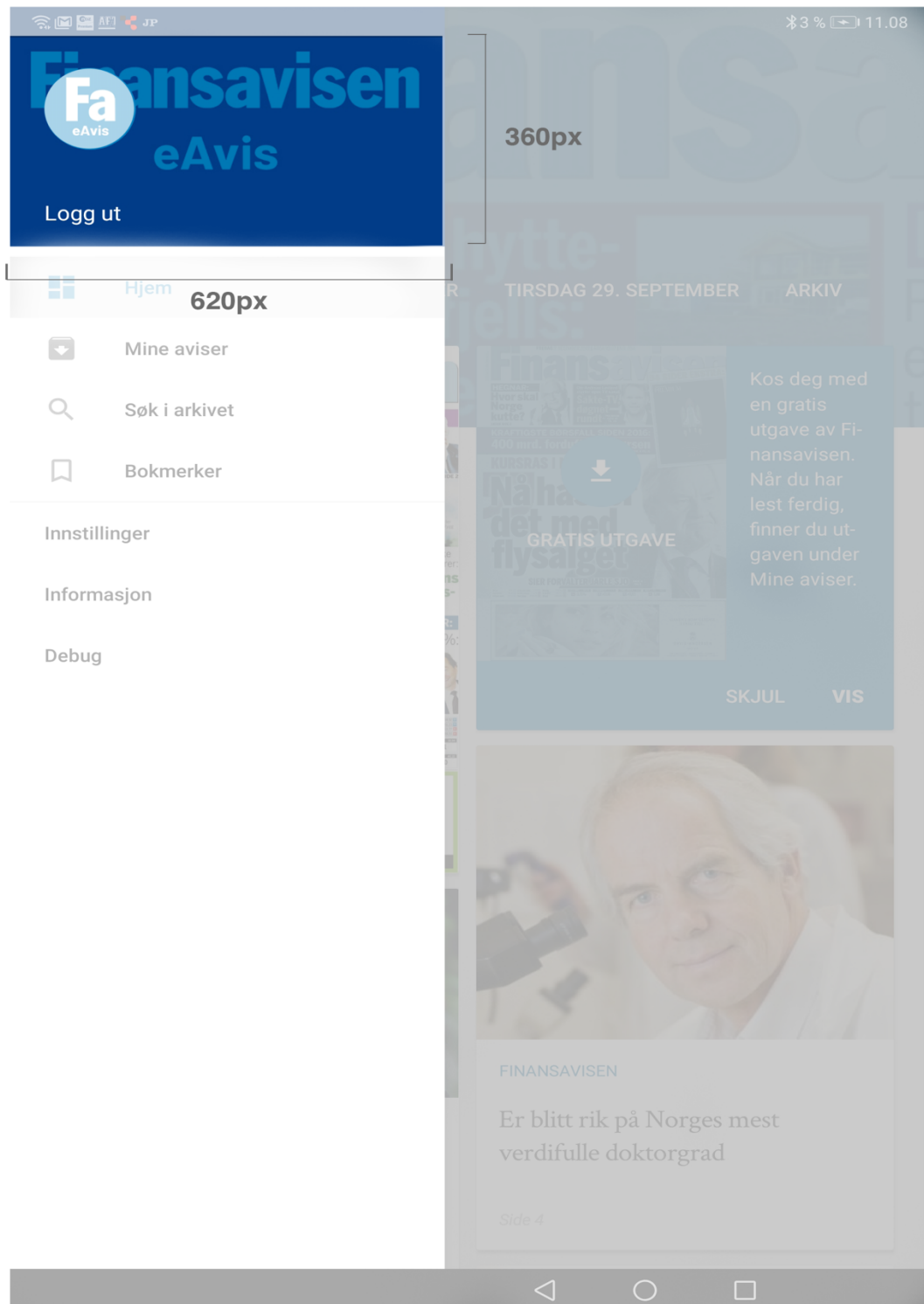
The illustration shows an example of the notification icon in the top bar menu

6.05 // Splash Screen image: 1024 X 1024 pixels, PNG (transparent background)



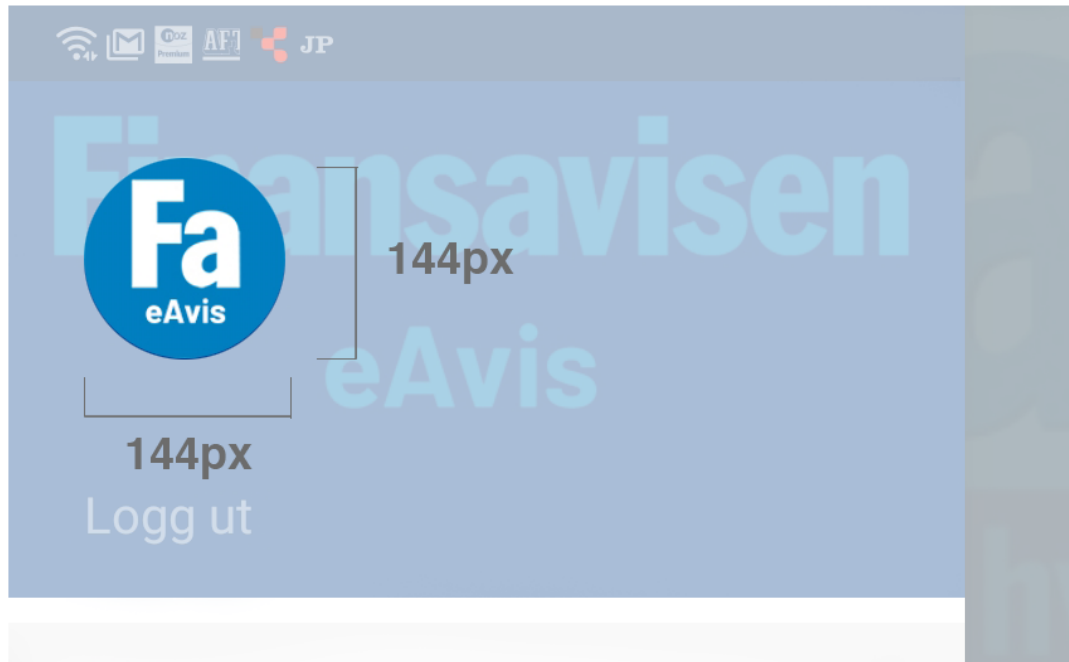
The illustration shows an example of splash screen image with dimensions specified.

6.06 // Navigation drawer top background: 620x360 pixels (optional)




The illustration shows an example of the background in the navigation drawer

6.07 // Navigation drawer logo: 144x144 pixels (optional)



The illustration shows an example of the logo in the navigation drawer

6.08 // Feature graphic for promotion on Google Play: 1024wx500h pixels (mandatory)



Speedometre



6.09 // Promotional Graphic (optional): 180wx120h pixels



The illustration shows an example of promotional graphic in Google Play Store. Gives the opportunity to promote your app